

Exhibit to Agenda Item #3

Board Finance & Audit Committee Meeting and Special SMUD Board of Directors' Meeting

Wednesday, January 31, 2018

Immediately following the Energy Resources & Customer Services Committee Meeting scheduled to begin at 5:30 p.m.

Customer Service Center, Rubicon Room

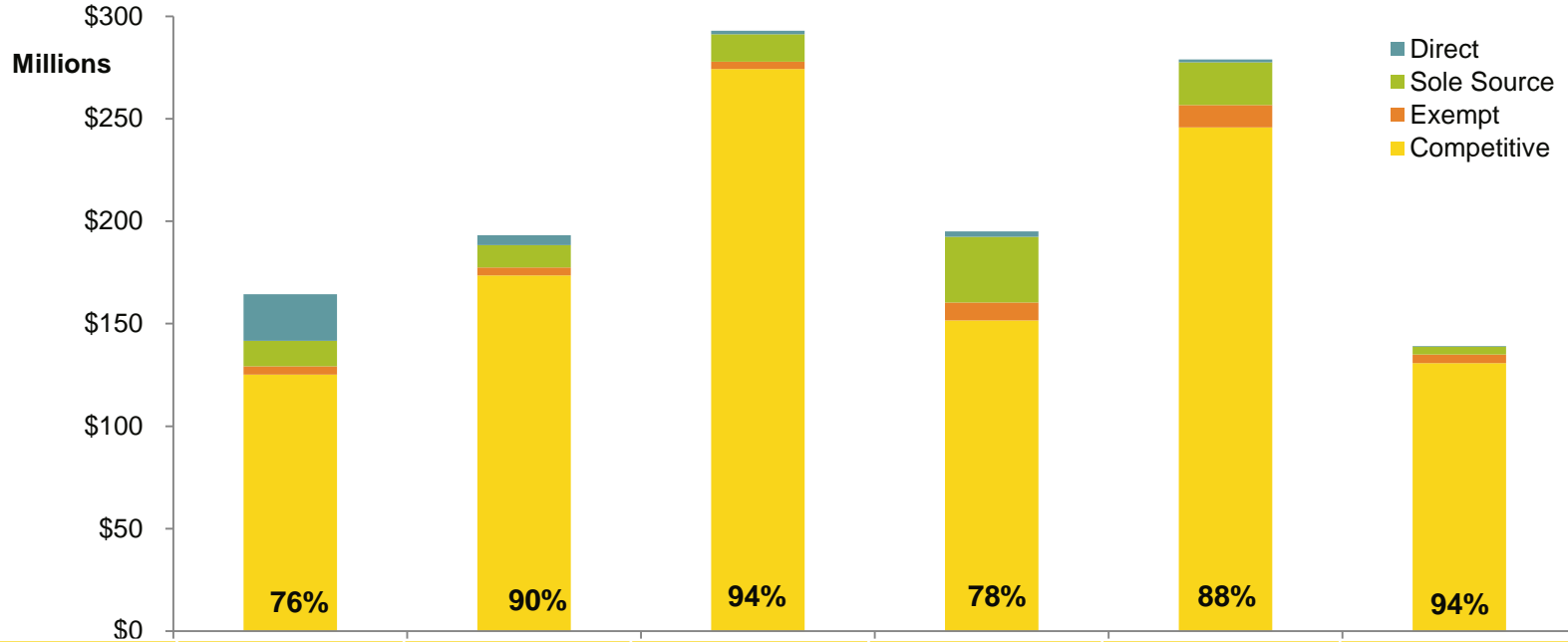
Powering forward. Together.



Compliance BL-8

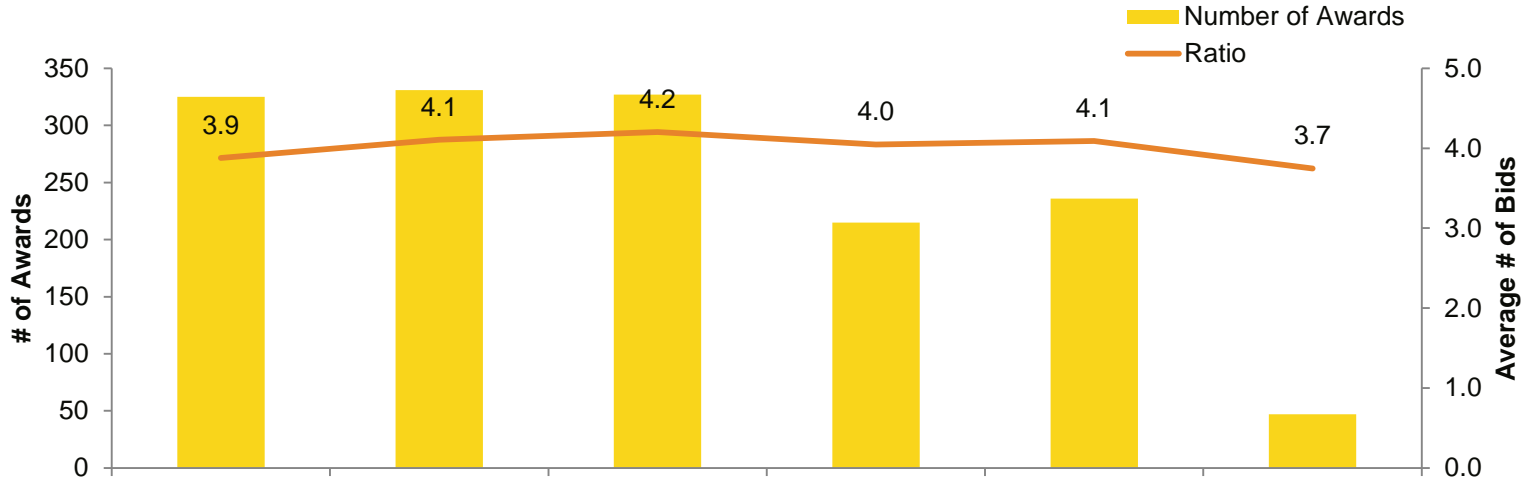


Competition Contract Awards



	2013	2014	2015	2016	2017 YTD	2017 Q4
Competitively Awarded	\$125.1M	\$173.6M	\$274.2M	\$151.6M	\$245.7M	\$130.7M
Exempt	\$4.2M	\$3.8M	\$3.6M	\$8.7M	\$11M	\$4.2M
Sole Source	\$12.4M	\$10.9M	\$13.3M	\$32M	\$20.8M	\$3.9M
Direct Procurement	\$22.7M	\$4.8M	\$1.7M	\$2.7M	\$1.4M	\$273k
Competitive Award Count	262	269	273	270	322	84

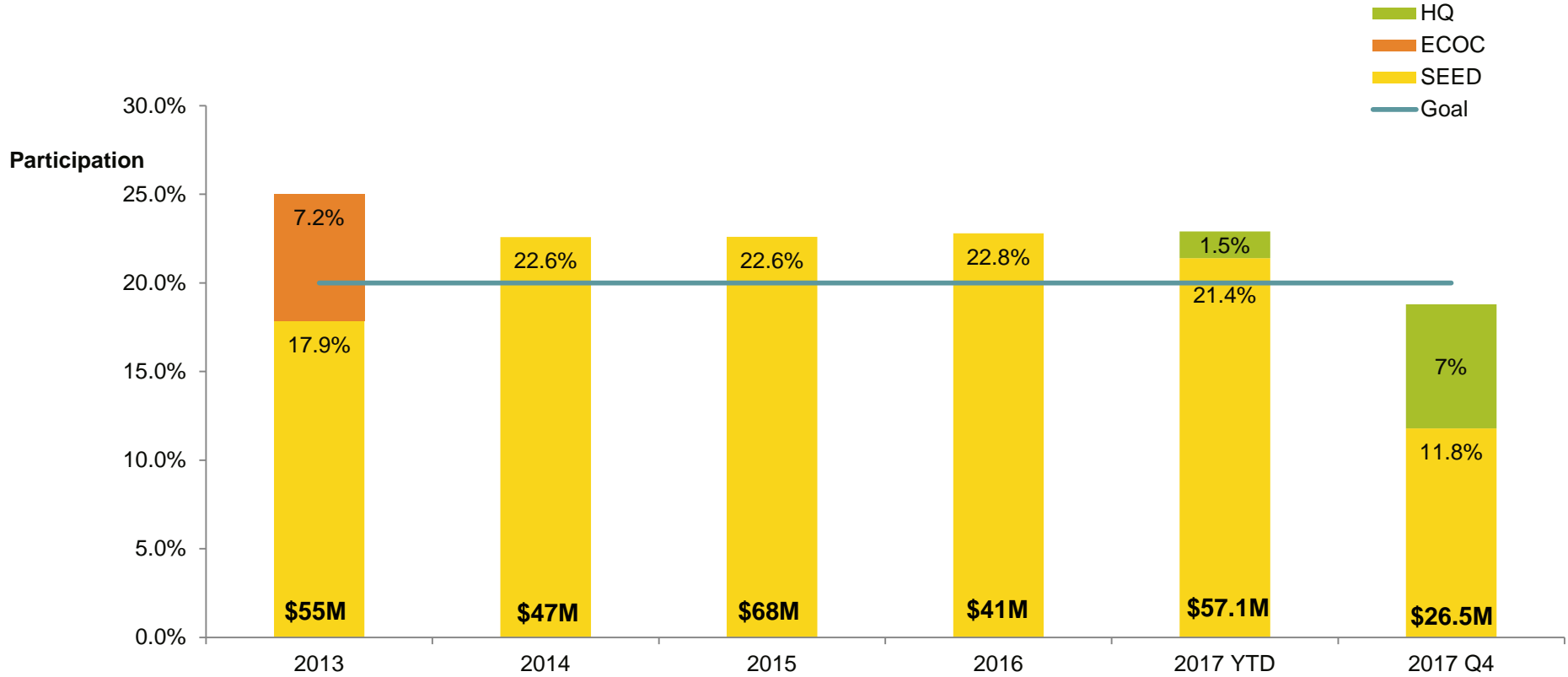
Inclusiveness Bidders/Award



	2013	2014	2015	2016	2017 YTD	2017 Q4
Number of Bidders	1261	1359	1375	870	965	176
Number of Awards	325	331	327	215	236	47
Awards with >3 bids	184	217	211	130	141	27
Count % of Awards with >3	57%	66%	65%	60%	60%	57%
Dollars % of Awards with >3	43%	89%	92%	57%	47%	90%

*Minimum Bid Threshold increased to \$20,500k

Economic Development SEED Participation



Economic Development SEED Compliance

Completed Contracts

Supplier	Contract Amount	Final Invoice Amount	Planned Spend	Planned %	Actual Spend	Actual %	End	Outcome
Utegration	\$ 3,895,046	\$ 3,874,658	\$ 519,000	13.3%	\$ 419,880	10.8%	12/31/17	-2.5%
TTR	\$ 1,754,820	\$ 1,654,420	\$ 346,183	21.3%	\$ 346,633	20.9%	10/1/17	-0.4%

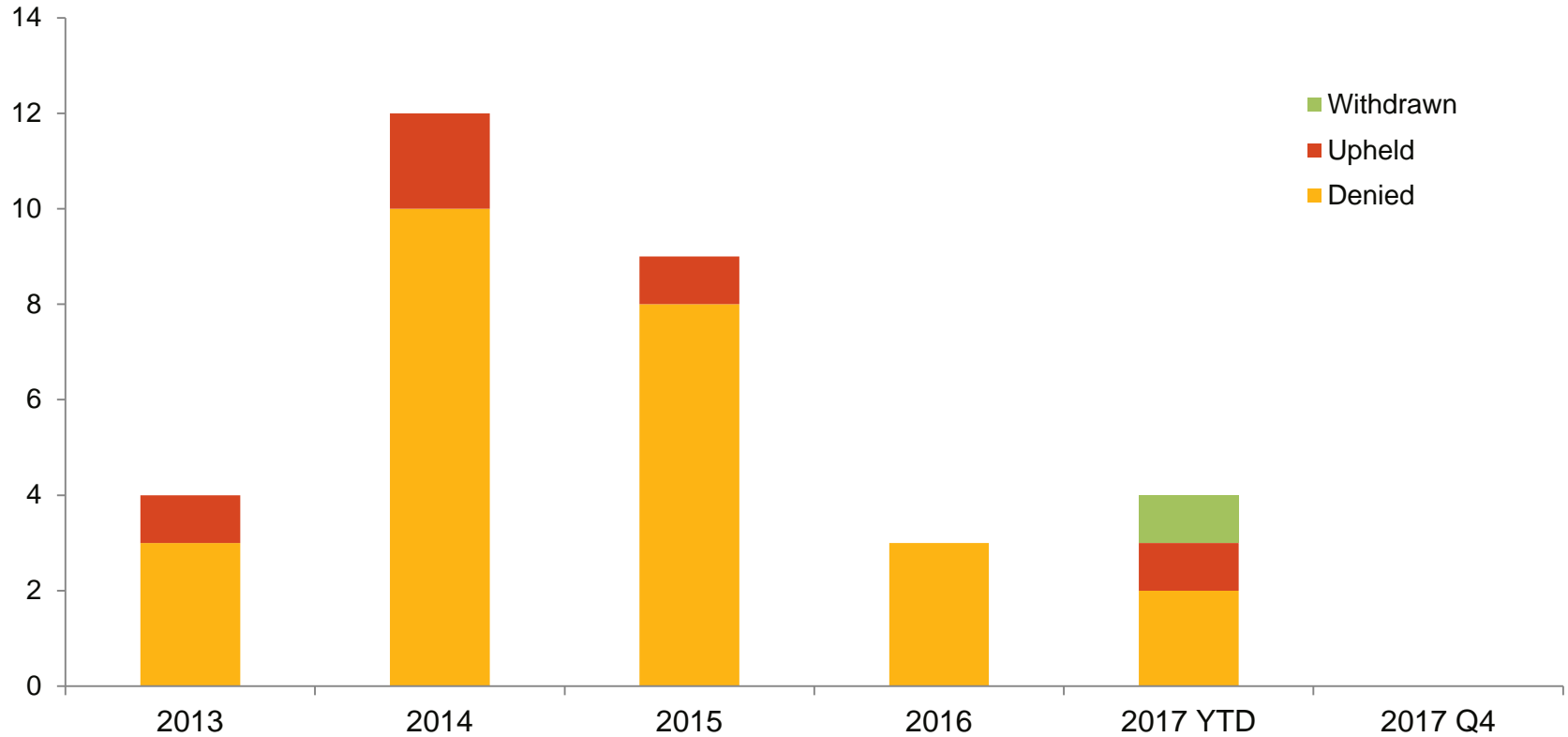
Completed Contract Recap, 2015 to 2017

- 40 contracts greater than \$1M
- To date, we have closed 5 contracts
- Total SEED commitment achieved is 87%

Contract Changes Delegation Limits

Supplier	Business Unit	Description of Contract	Start	Original End date	New End Date	Original Amount	Change Amount	New Total
Delta Dental	HR	Administration of Dental Benefits program	1-2013	12-2017	12-2018	\$950,000	\$400,000	\$1,350,000
VSP	HR	Administration of Vision Benefits Program	1-2014	12-2017	12-2018	\$1,380,480	\$616,592	\$1,997,072
Clark Bros Inc	Substation	Franklin Substation Civil Rough Grading	10-2017	4-2018		\$4,625,401	\$850,000	\$5,478,401

Protests 2013 through Q4 2017



Supporting Documents

SOLE SOURCE

Only Known Source

INDEX	Vendor Name	Description	Amount
1	STRATA MARKETING INC	Media Buying Software Hosting Services	\$ 234,104.12
2	J D POWER	SS J.D. Power and Associates	\$ 109,250.00
3	THE SACRAMENTO BEE	Media Notices	\$ 115,000.00
4	TESLA INC	Energy Load Forecasting & Analytics	\$ 76,350.00
5	Applied Computer Solutions	NetApp Equipment for RS Upgrade	\$ 71,080.81
6	CITRIX SYSTEMS, INC.	SS Netscaler Maintenance Renewal	\$ 36,288.00
7	MAAS ENERGY WORKS INC.	Digester conversion	\$ 35,700.00

\$ 677,772.93

Software / Maintenance

INDEX	Vendor Name	Description	Amount
8	SOFTWARE AG USA, INC.	Software AG WebMethods ESB M&S	\$ 1,500,000.00
9	CLEAN POWER RESEARCH, L.L.C.	SS Wattplan/Powerclerk Interconnect	\$ 1,023,625.00
10	IHS GLOBAL, INC.	Gas, Power & Coal/North America	\$ 205,402.50
11	PAYFACTORS GROUP LLC	PayFactors Compensation SaaS (Cloud)	\$ 171,000.00
12	OPEN TEXT INC	OpenText Documentum M&S Renewal	\$ 144,988.79
13	MCLAREN SOFTWARE, INC.	SS Contract with McLaren for Support	\$ 85,000.00
14	INTERGRAPH CORPORATION - SG&I	Hexagon G/Tech licenses	\$ 43,041.60
15	GL NOBLE DENTON INC	Year 1 - M&S for SynerGi Licenses	\$ 21,502.59

\$ 3,194,560.48

Original Equipment Manufacturer

INDEX	Vendor Name	Description	Amount
16	MADER SUPPLY LLC	DT1-245-F3 spare phase	51,957.05

\$ 51,957.05

\$ 3,924,290.46

DIRECT PROCUREMENT

Miscellaneous

INDEX	Vendor Name	Description	Amount
17	MOWBRAYS TREE SERVICE	Eucalyptus Removal - Valley High CC	\$ 50,000.00
18	BADGER DAYLIGHTING CORP	LN 800C EMERGENCY SINK HOLE INSPECT/REPR	\$ 50,000.00
19	ITS PARTNERS LLC	Symantec Prof Svcs-ServiceNow Migration	\$ 48,000.00
20	SENTIENT ENERGY	SENTIENT ENERGY PROFESSIONAL SERVICES	\$ 45,691.00
21	FRANKLIN FUELING SYSTEMS LLC	69kv LINE SENSORS FOR PILOT PROJECT	\$ 43,879.38
22	ISN SOFTWARE CORPORATION	ISNetworld Subscription	\$ 35,000.00

\$ 272,570.38
