

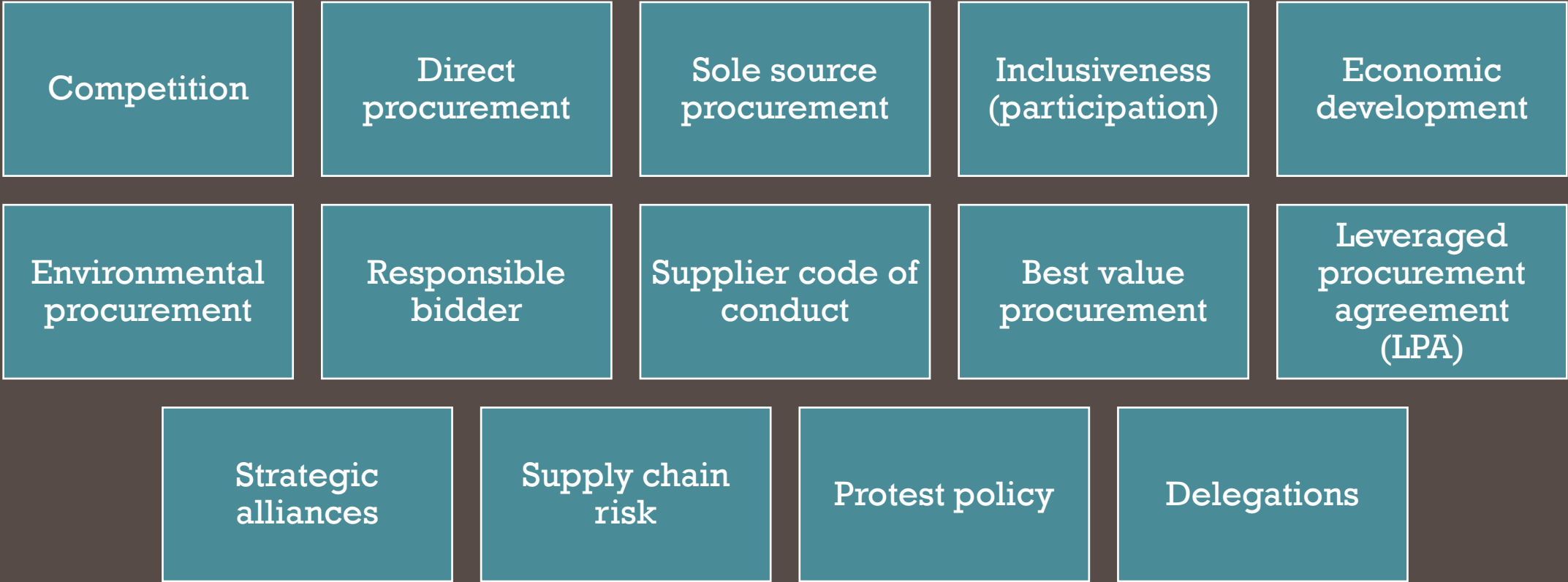
Exhibit to Agenda Item #5

Quarterly Procurement Report for Third Quarter 2024.

Board Finance & Audit Committee and Special SMUD Board of Directors Meeting
Tuesday, November 19, 2024, scheduled to begin at 6:00 p.m.

SMUD Headquarters Building, Auditorium

Compliance BL-8



Competition Contract Awards



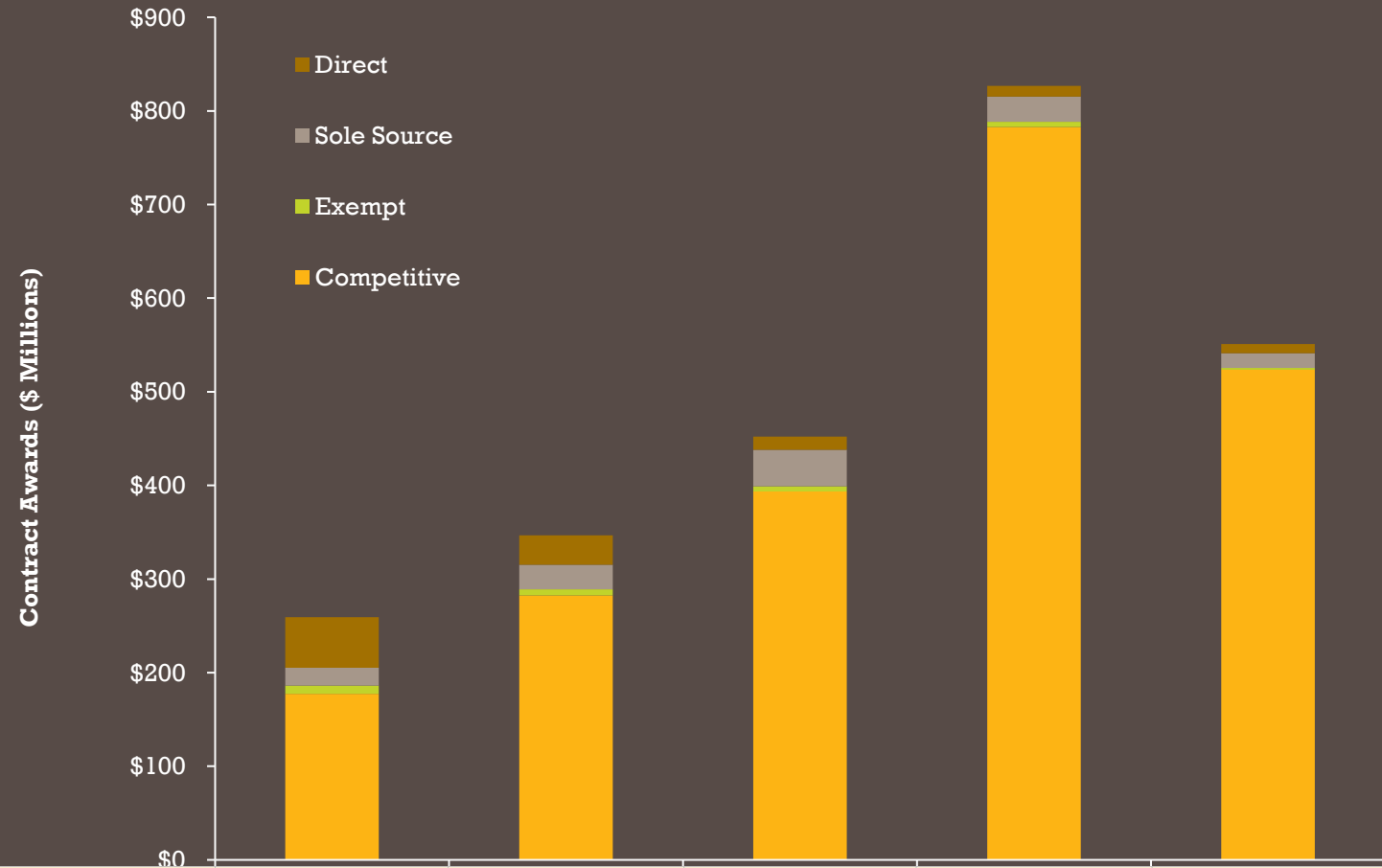
Year-to-Date Totals

- \$826M total contract awards
- 94% competitively awarded or \$783M



Q3 2024 Totals

- 95% competitively awarded or \$523M

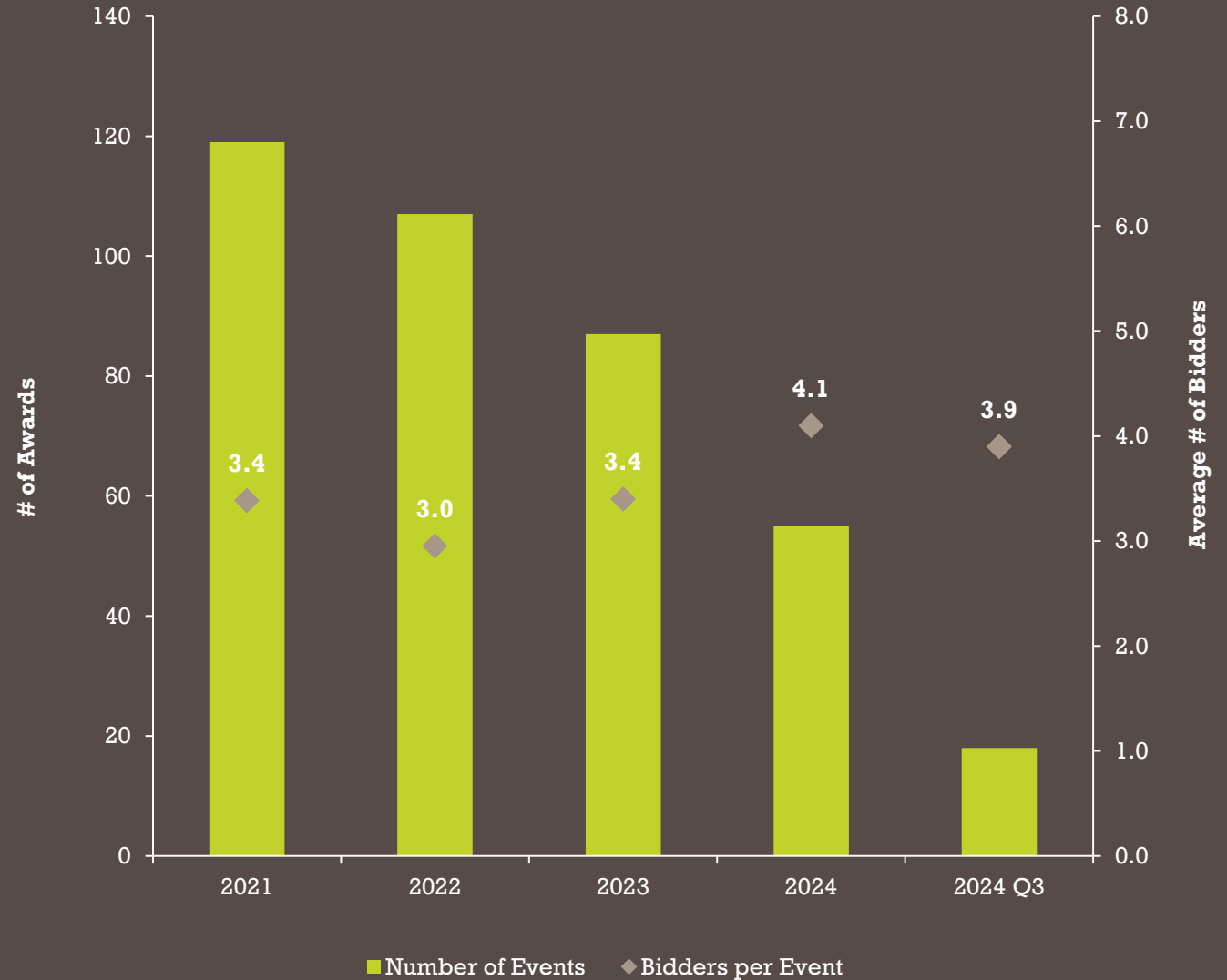


	2021	2022	2023	2024	2024 Q3
Total Awarded	\$259.0	\$346.8	\$452.0	\$826.7	\$551.0
Competitive	\$177.0	\$282.6	\$393.3	\$782.8	\$523.5
Exempt	\$9.0	\$6.5	\$5.5	\$5.5	\$2.1
Sole Source	\$19.0	\$26.3	\$39.2	\$27.1	\$15.7
Direct Procurement	\$54.0	\$31.4	\$14.0	\$11.3	\$9.7

Inclusiveness

Participation & Completion

- In Q3 2024, there were 18 events with an average of 3.9 bidders
- 2024 YTD Totals:
 - 55 solicitation events
 - 4.1 bidders on average
- We exceeded our target of 3 or more bidders per event for Q3



Supplier Education & Economic Development (SEED)

Participation

- Q3 2024 SEED participation was 61.5%,
- Exceeding our goal of 20%
- \$55.7M total SEED
- \$0.1M subcontracting
- \$55.6M prime contracts



Supplier Education & Economic Development (SEED) Compliance Reporting

Non-SEED Prime Contracts >\$1M with SEED Subcontracting

66 Contracts closed since 2015, 95% subcontracting compliance

No Contracts Closed in Q3 2024

Protests

Summary of Protests

Q3 2024 Protests

No protests in Q3