

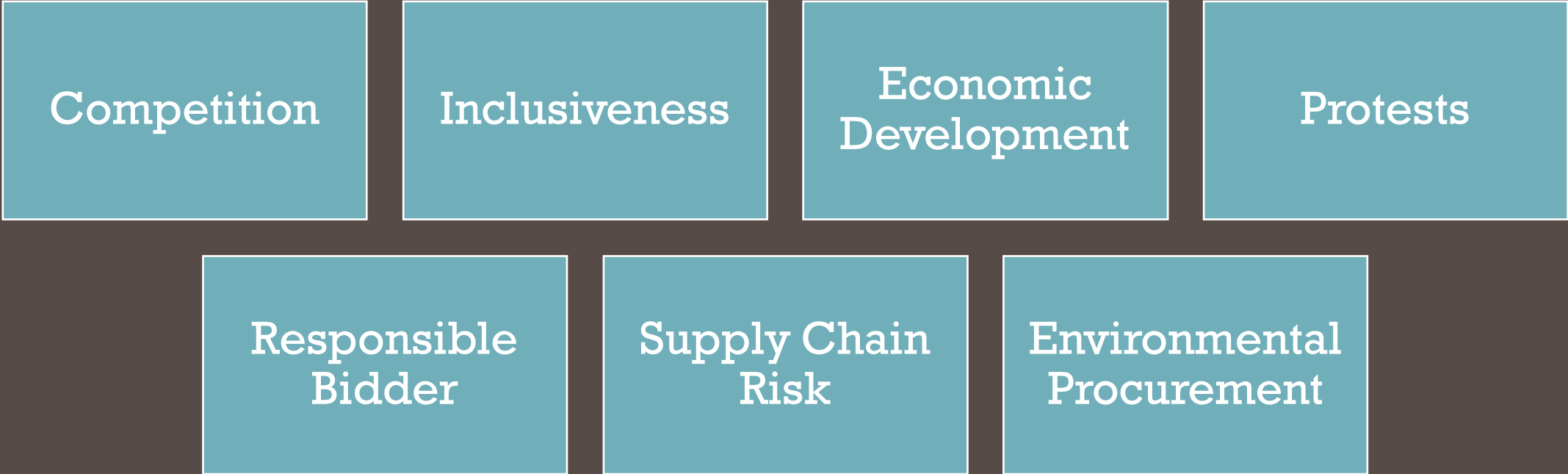
Exhibit to Agenda Item #2

Quarterly Procurement Report for Fourth Quarter 2022.

Board Finance & Audit Committee and Special SMUD Board of Directors Meeting
Wednesday, February 15, 2023, immediately following the Energy Resources and
Customer Services Committee meeting scheduled to begin at 5:30 p.m.

Virtual Meeting (online)

Compliance BL-8



Competition

Contract Awards



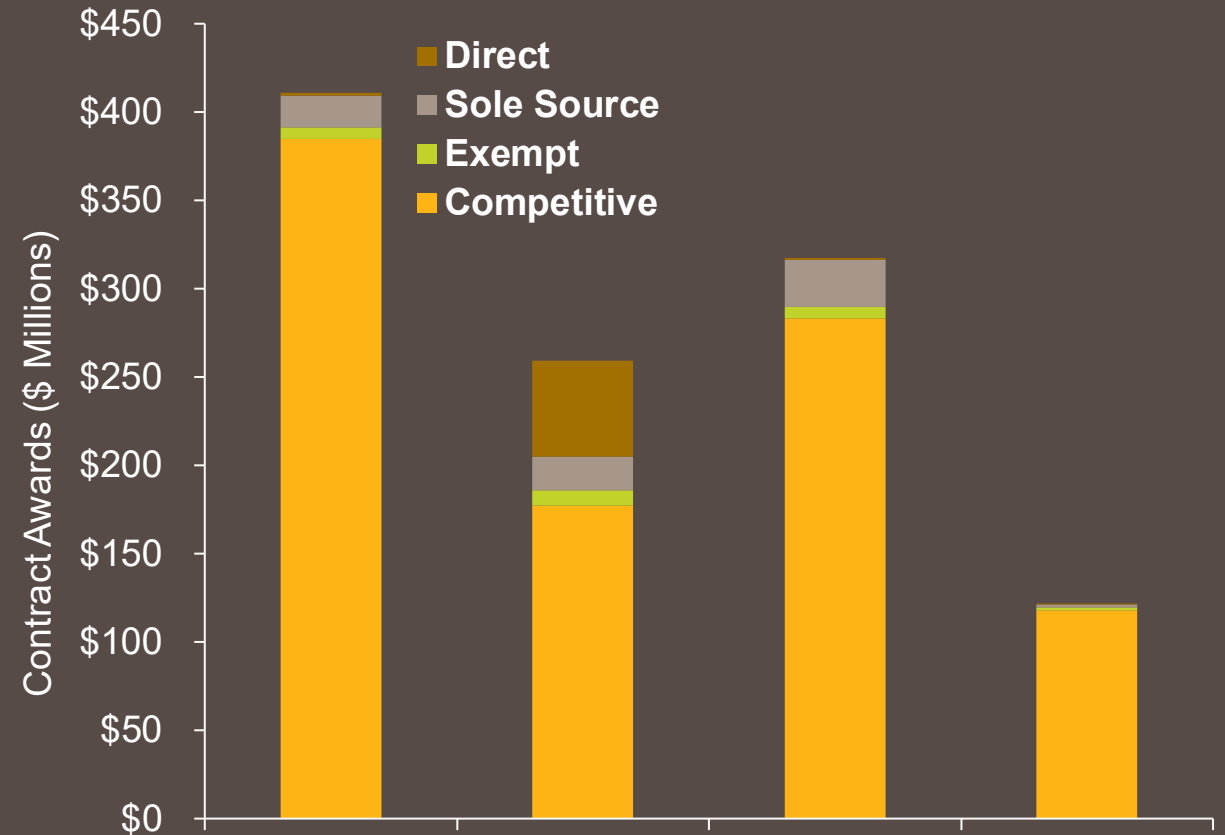
2022 Year to Date Totals

- \$317.7M total contract awards
- 89% competitively awarded or \$283.4M



Q4 2022

- 97% competitively awarded or \$118M



| | 2020 | 2021 | 2022 YTD | 2022 Q4 |
|----------------------------|--------------|--------------|----------------|----------------|
| Total Awarded (\$M) | \$411 | \$259 | \$317.7 | \$122.2 |
| Competitively Awarded | \$385 | \$177 | \$283.4 | \$118 |
| Exempt | \$6.5 | \$9 | \$6.4 | \$1.6 |
| Sole Source | \$18 | \$19 | \$26.4 | \$2 |
| Direct Procurement | \$2 | \$54 | \$1.5 | <\$1M |

Inclusiveness

Participation & Completion

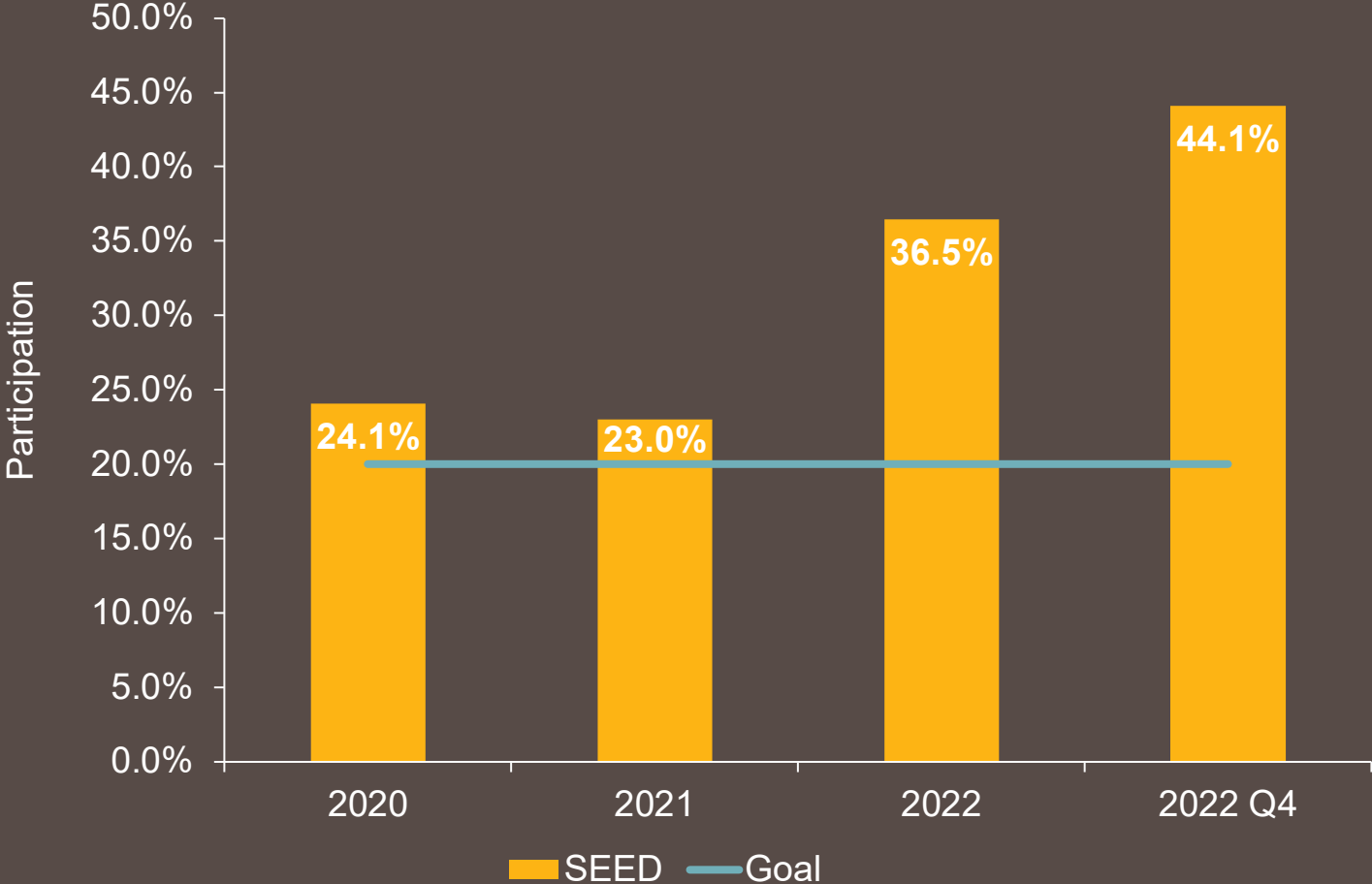
- In Q4 2022, there were 24 events with an average of 2.7 bidders
- We did not meet our target of 3 or more bidders per event for Q4
- For 2022 year to date, there has been a total of 107 solicitations with 3.0 bidders on average



Supplier Education & Economic Development (SEED)

Participation

- Q4 2022 SEED participation was 36.5%, exceeding our goal of 20%
- In Q4, \$59M total SEED, \$13M subcontracting and \$46M prime contracts
- SEED total new contracting for 2022 was \$102M



Supplier Education & Economic Development (SEED) Compliance Reporting

SEED Contracts

- **Since 2015, SMUD has closed 54 SEED contracts with 101.51% compliance to date**
 - *Score >100% reflects actual SEED subcontracting greater than original plan*
- **No new contracts ended in Q4**

Protests

Summary of Protests

Q4 2022 Protests

No protests in Q4

Environmental Sustainability Update

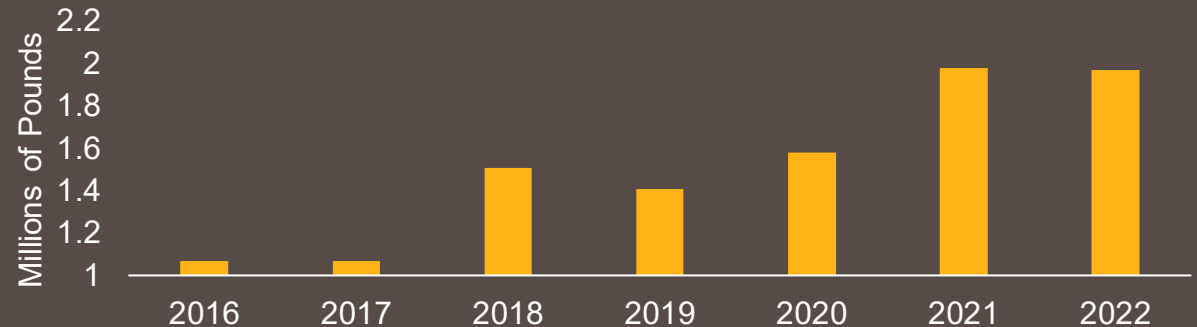
Year End Result

Investment Recovery and Sustainable Solutions

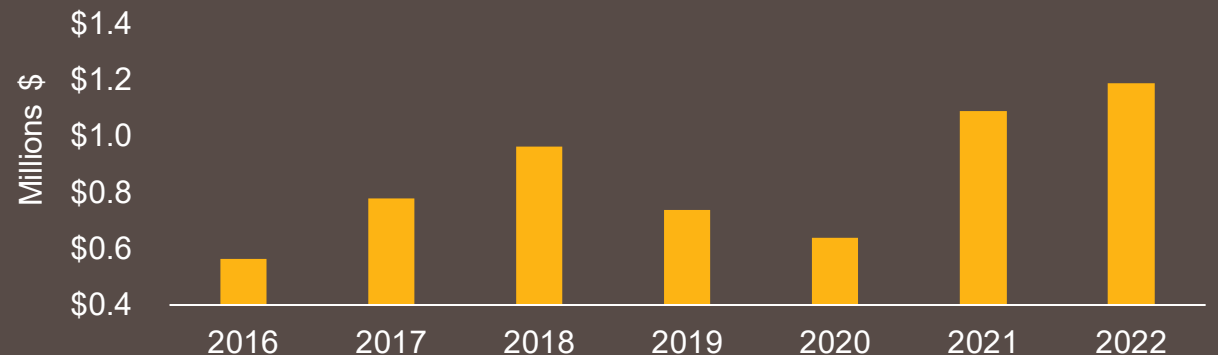
Summary for 2022

- 1,976,828 pounds of material
- \$894,897 scrap metal revenue
- 40,000 lbs. of wood reels recycled
- 404 wood pallets or 5,500 lbs. recycled
- \$1,189,017 combined total savings

Pounds Diverted from Landfill (Millions)



Recovered Material Investment (Millions \$)



Environmental Sustainability Update

Year End Result

Investment Recovery and Sustainable Solutions

