

Exhibit to Agenda Item #5

Quarterly Procurement Report for Second Quarter 2023.

Board Finance & Audit Committee and Special SMUD Board of Directors Meeting
Tuesday, August 15, 2023, scheduled to begin at 6:00 p.m.

SMUD Headquarters Building, Auditorium

Compliance BL-8

Competition

Direct procurement

Sole source procurement

Inclusiveness (participation)

Economic development

Environmental procurement

Responsible bidder

Supplier code of conduct

Best value procurement

Leveraged procurement agreement (LPA)

Strategic alliances

Supply chain risk

Protest policy

Delegations

Competition Contract Awards



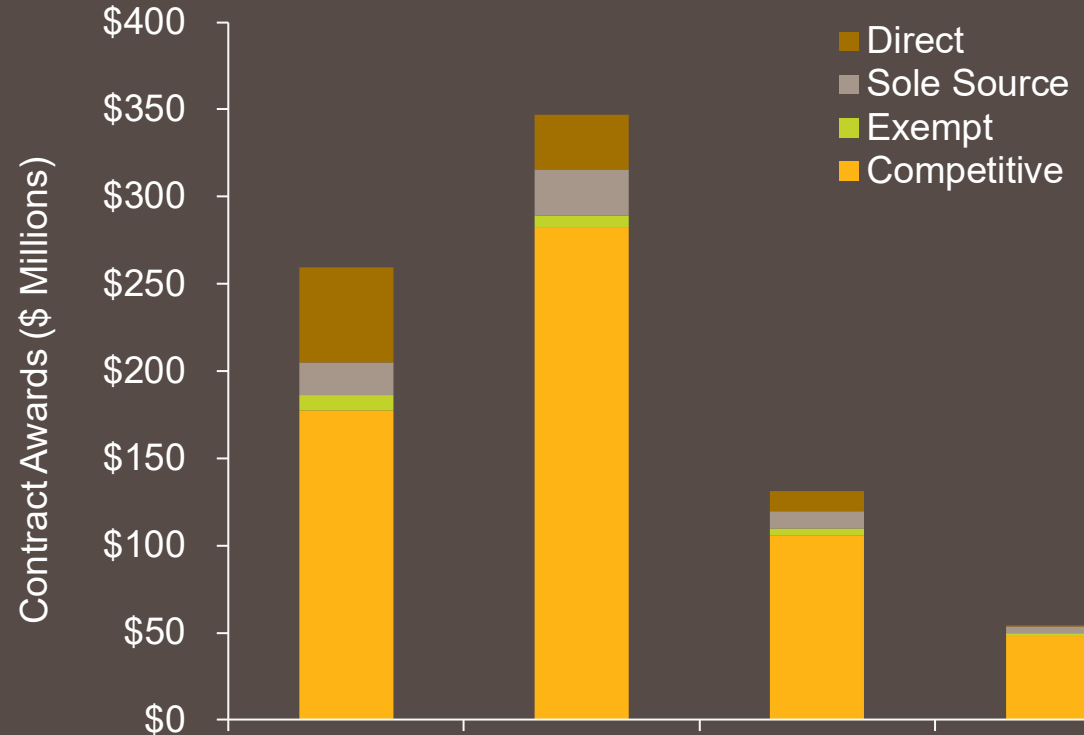
Year-to-Date Totals

- \$131.2M total contract awards
- 81% competitively awarded or \$105.8M



Q2 2023 Totals

- 89% competitively awarded or \$48.3M

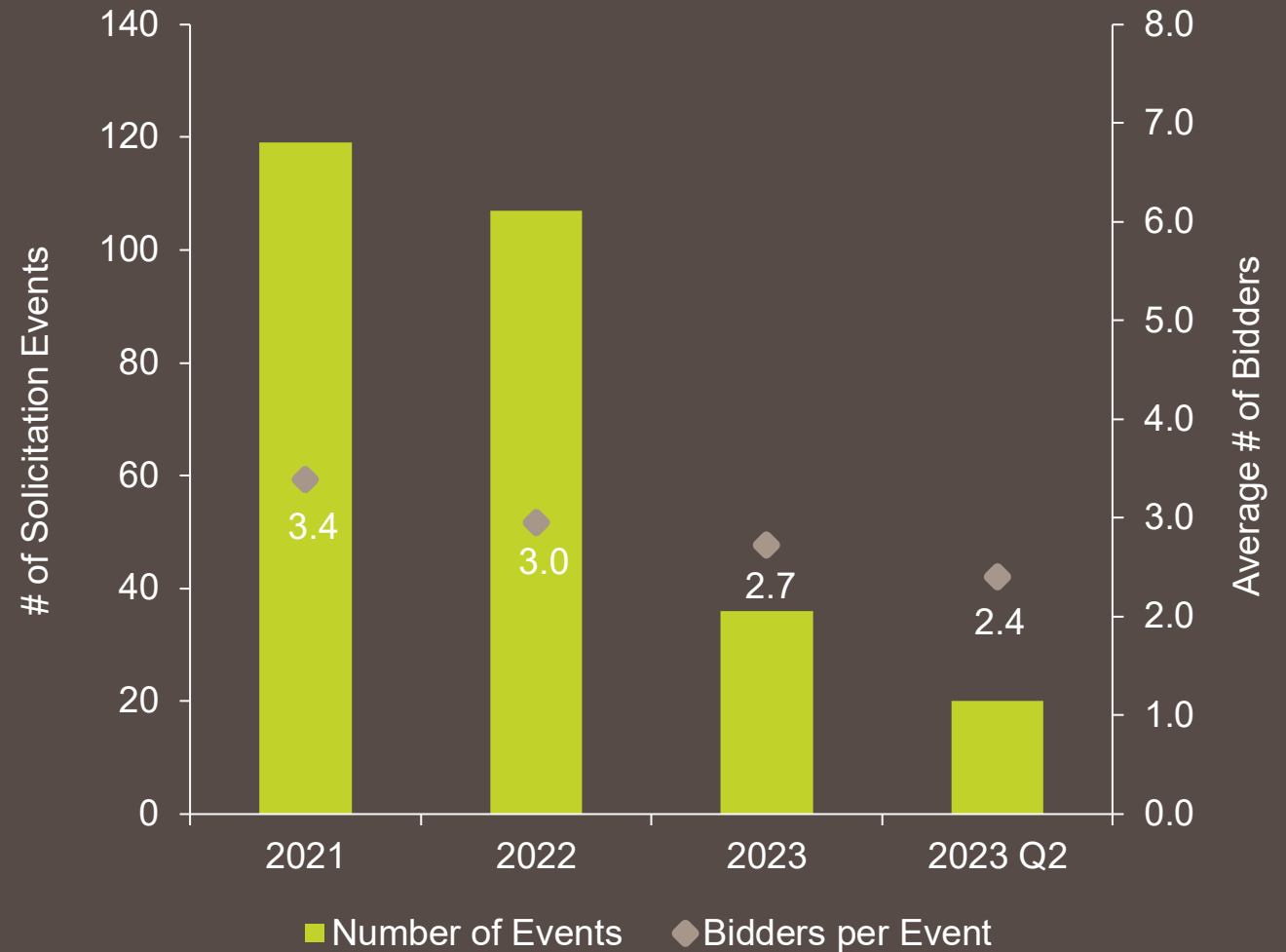


	2021	2022	2023	2023 Q2
Total Awarded (\$M)	\$259	\$346.8	\$131.2	\$54.3
Competitively Awarded	\$177	\$282.6	\$105.8	\$48.3
Exempt	\$9	\$6.5	\$3.8	\$1.7
Sole Source	\$19	\$26.3	\$9.9	\$3.8
Direct Procurement	\$54	\$31.4	\$11.7	< \$1M

Inclusiveness

Participation & Completion

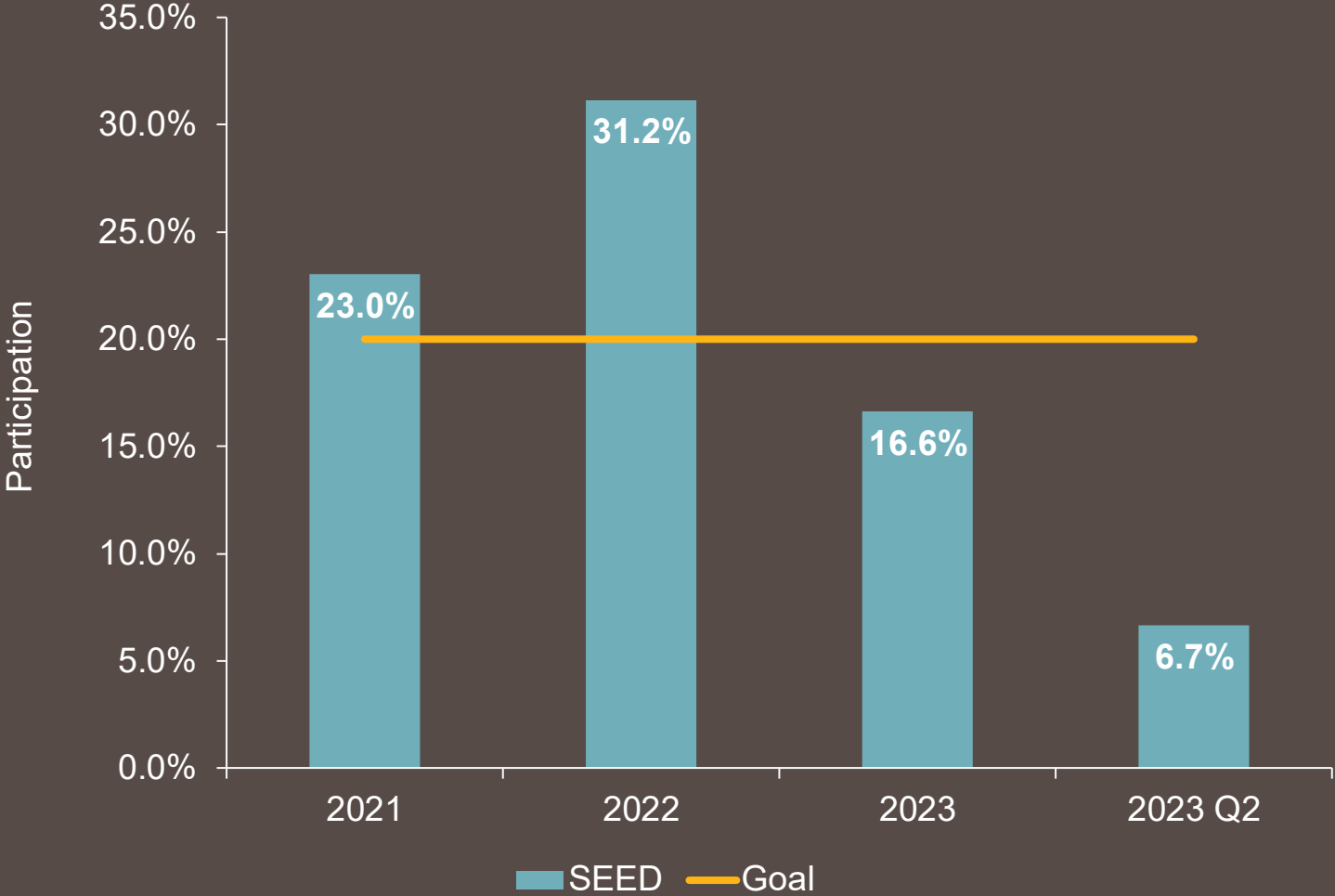
- In Q2 2023, there were 20 events with an average of 2.4 bidders
- We have not met our target of 3 or more bidders per event for Q2 and YTD
- 2023 YTD Totals:
 - 36 solicitation events
 - 2.7 bidders on average



Supplier Education & Economic Development (SEED)

Participation

- Q2 2023 SEED participation was 6.7% or \$2.5M
- Year to date SEED participation 16.6% or \$17.8M
- Not exceeding our goal of 20%



Protests

Summary of Protests

Q2 2023 Protests

No protests in Q2