

Exhibit to Agenda Item #12

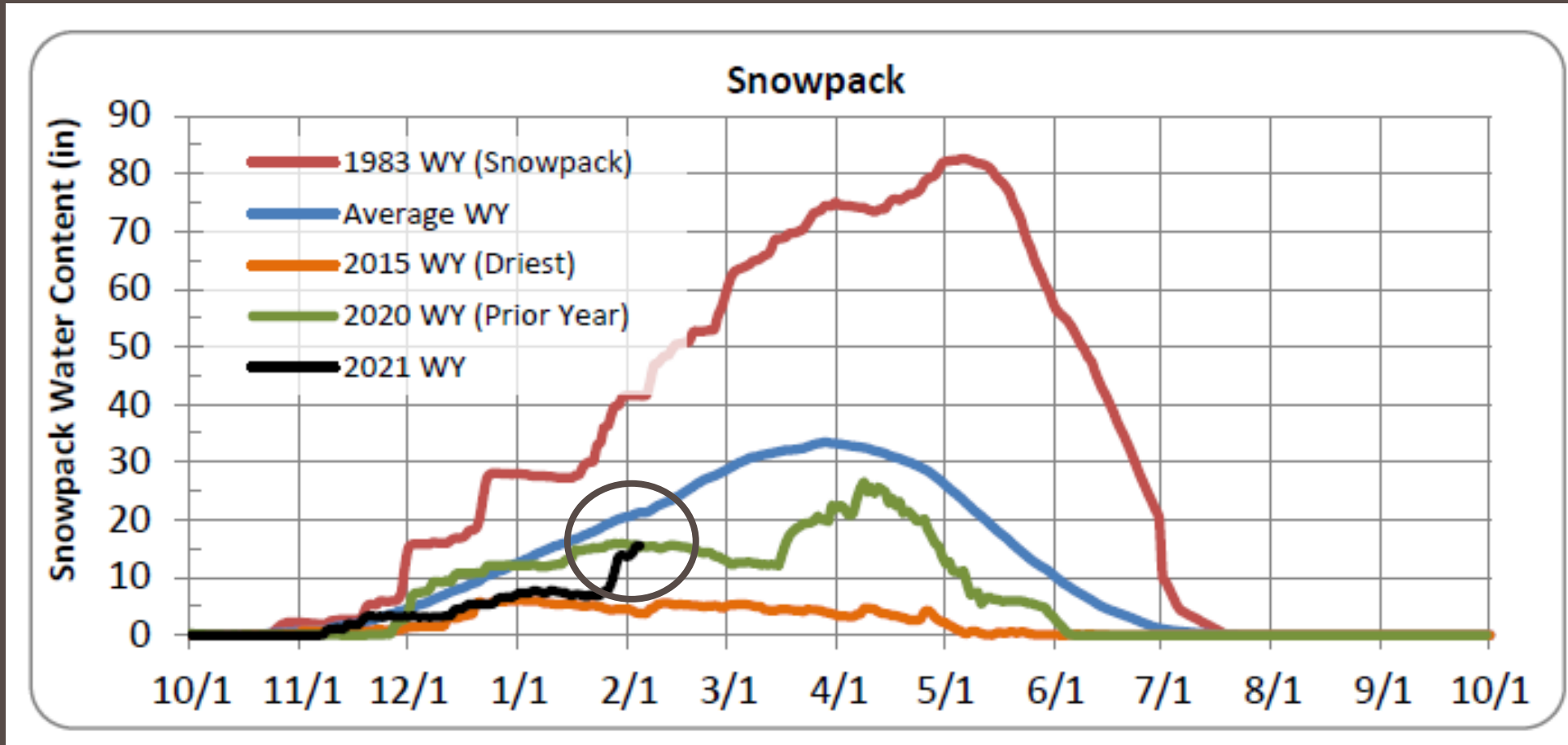
Provide the Summary of SMUD's current Power Supply Costs.

Board of Directors Meeting

Thursday, February 18, 2021, scheduled to begin at 5:30 p.m.

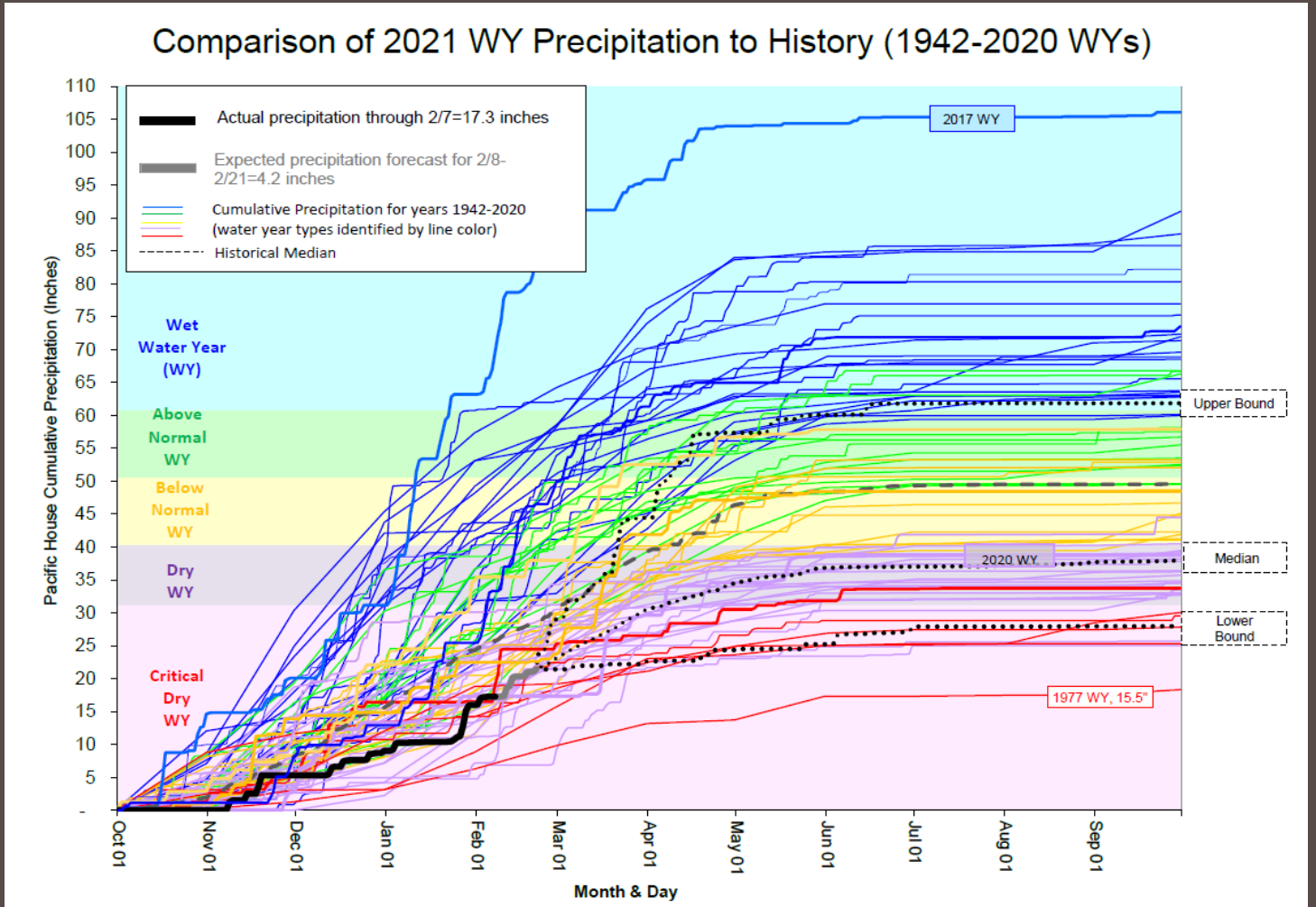
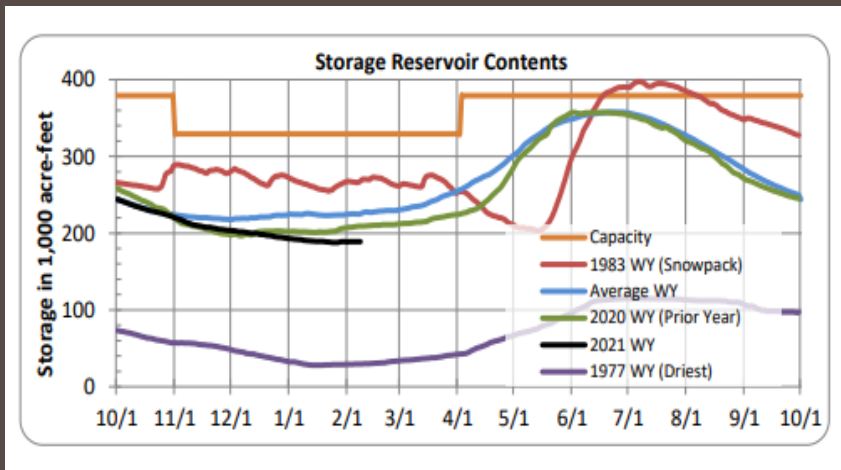
Virtual Meeting (online)

Snowpack Levels



Precipitation Levels

Precipitation - Pacific House Plan vs. Actual/Forecast			
Month	Plan	Actual	Difference
Oct-20	2.13"	0.00"	-2.13"
Nov-20	7.61"	5.30"	-2.31"
Dec-20	7.45"	6.08"	-1.73"
Jan-21	9.29"	8.18"	-1.11"
Total	26.48"	19.56"	-6.92"



Commodity Budget: Mitigations & Forecast

SMUD has in place financial mitigation tools that hedge against hydroelectric uncertainty

- HRSF Balance - \$74.7M
 - WY (Apr20-Mar21) forecasted withdrawal \$7.2M
- RSF WAPA Balance - \$44.7M
 - 2021 forecasted transfer out of the WAPA RSF \$3.0M

2021 Commodity Costs Forecast vs. Budget (in millions)		
Forecast	Budget	Difference
\$ 428	\$ 441	\$ (13)

Hydro Performance as January 31, 2021			
	Forecasted (GWh)	2021 Budget (GWh)	Variance (GWh)
UARP	1,543	1,558	-15
WAPA	591	661	-70
UARP + WAPA	2,134	2,219	-85